

Carrier 15™ Stainless Steel Device Racks

Need to fit larger devices in your Carrier Charging Station? Install the Stainless Steel Device Rack and expand the device compatibility to large Chromebooks, MacBooks and Laptops.



www.lockncharge.com

Phone: (888) 943-6803

info@lockncharge.com



lockncharge® It just makes life easier.

Follow the steps below to check your device's compatibility.

1

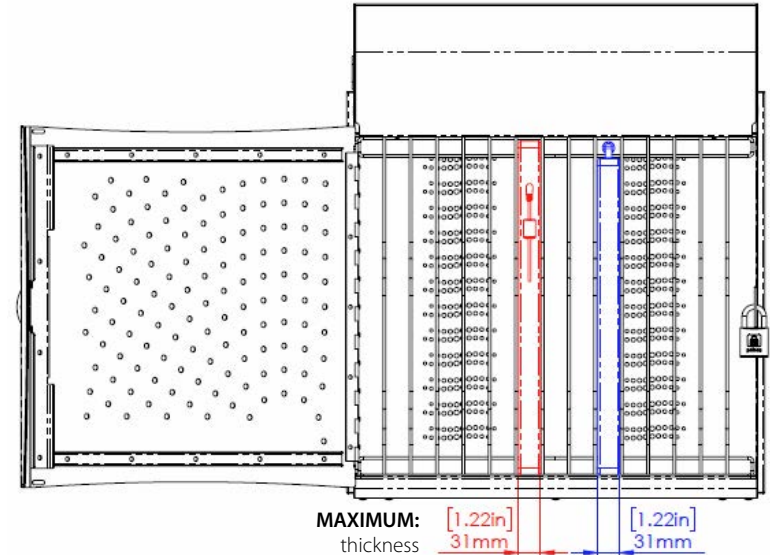
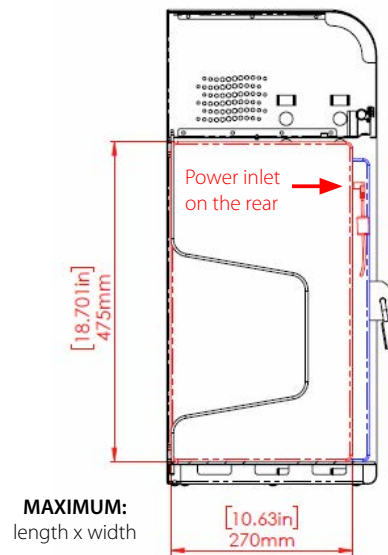
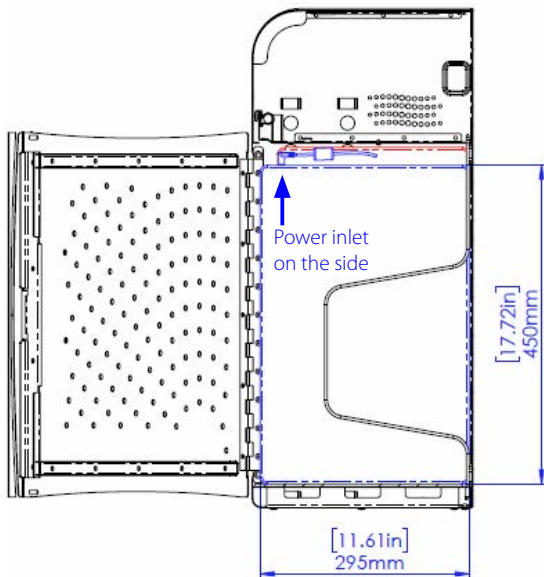
Check where the power inlet is located on your device. Is it on the side or on the rear of your device?

2

Check your device dimensions.
Use the **blue** measurements if the power inlet is on the side.
Use the **red** measurements if the power inlet is on the rear.

3

If your device is smaller than the measurements shown below, your device is compatible.



STATION COMPATIBILITY	DESCRIPTION	TOTAL DEVICES PER STATION	MAX DIMENSIONS: POWER ON SIDE (mm)	MAX DIMENSIONS: POWER ON SIDE (inches)	MAX DIMENSIONS: POWER ON REAR (mm)	MAX DIMENSIONS: POWER ON REAR (inches)
10116	Stainless Steel Device Rack	15	450mm x 295mm x 31mm	17.72in x 11.61in x 1.22in	475mm x 270mm x 31mm	18.70in x 10.63in x 1.22in

www.lockncharge.com

Phone: (888) 943-6803

info@lockncharge.com



lockncharge®